



PITCH PERFECT™ METAL RIDGE VENT

Specifically designed for Metal and Shingle Roofs



Patent Pending
WUI Compliant Ridge Vent



NET FREE VENTILATION AREA

1/4" Wire Mesh	60.00 sq. in.
1/8" Wire Mesh	54.00 sq. in.

Figures based on independent evaluation reports.

FEATURES

- 26 Gauge G90 Galvanized Steel
- 20 Year Warranty
- 1/4" Noncombustible, Corrosion-Resistant Wire Mesh
- Integrated High Wind Diverter

UPGRADES?

METAL UPGRADE OPTIONS

- .032" Aluminum, 50 Year Warranty
- 16 oz. Copper, 50 Year Warranty


FINISH UPGRADE OPTIONS



CLIMATE-RESISTANT UPGRADE OPTIONS

Stainless Steel or 1/8" Noncombustible, Corrosion-Resistant Wire Mesh

Patented Stainless Steel Fine/Flexible Wire Filament



TESTED to 140 mph wind-driven rain (category 4 hurricane).
PASSED: Wind-driven rain tested for 75 feet–five plus stories.

Crafted with noncombustible, corrosion resistant material specifically to meet the new WUI building code.



FIRE & ICE WEATHER MASTER

Brands and Trademarks may vary by region.

LOCAL AND NATIONAL APPROVALS

O'Hagin is a recognized leader in attic ventilation testing and design.



For additional info visit ohagin.com

www.ohagin.com

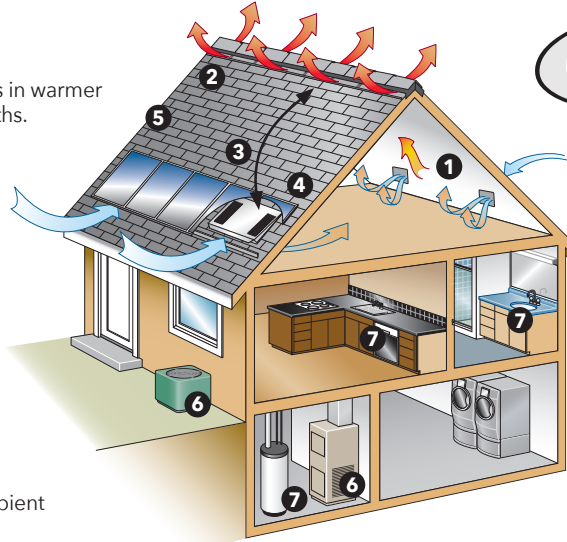
210 Classic Court, Suite 100 • Rohnert Park, CA 94928
Toll Free 877-324-0444 • Fax 707-588-9187

BENEFITS OF ATTIC VENTILATION

INSTALLING A CODE-REQUIRED BALANCED VENTILATION SYSTEM CREATES SUPERIOR AIR MOVEMENT

Benefits:

1. Extends the life of your roof by lowering temps in warmer months and removing moisture in cooler months.
2. Enhances curb appeal with shingle-over installation.
3. Secures maximum efficiency through a balanced design. (50% High/Exhaust and 50% Low/Intake)
4. Patented design installs below solar panels.
5. Shingle manufacturers warranties require compliance with attic ventilation codes such as the IRC & IBC.
6. Promotes a healthy home, reduces moisture and trapped gases to improve indoor air quality.
7. Conserves energy by naturally introducing ambient air into the attic while exhausting stagnant air.



HOW MANY ATTIC VENTS DO I NEED?

FREE VENT CALCULATOR



SCAN THE QR CODE FOR FREE VENT CALCULATIONS

FREE PROFESSIONAL SERVICES

- Detailed roof plan with number and location of attic vents
- Code-compliant calculations and installation notes

WHERE DO I INSTALL THE VENTS?



YOUR LOGO HERE
ROOFING

ATTIC VENTILATION ANALYSIS

DATE SUBMITTED: _____
PROJECT NUMBER: _____
PROJECT NAME: _____
LOCATION: _____

CODE APPLIED: International Residential Code, (2024), Chapter 8 Roof Ceiling Construction, 803.6 Roof Ventilation (Page 648) & International Wildland Urban Interface Code (2024), Chapter 5 Special Building Construction Regulations, Section 504.8 & 505 Ignition-Resistant Construction (Page 30-32)

KEY RESOURCES:

Here's the attic vent layout and calculations you requested!
We've created an easy to follow attic ventilation plan.
Some guidelines to keep in mind:
• Our work is only as good as the information provided – check with your local code official before starting any work – and use an industry professional to install all products.
• Use only O'Hagin attic Ventilation Products for your project's attic ventilation requirements – O'Hagin Attic Vents are designed for use as both INTAKE and EXHAUST vents – using other types of attic ventilation products may result in an "un-balanced" ventilation system and the potential for a reduction in results.
• For specific information regarding high-fire danger or Wildland Urban Interface (WUI) zones, visit www.wildfire.org
• For specific installation requirements, complete installation instructions, warranty information and more, visit our website at www.ohagin.com

We value our thought partnership and take pride in being part of your project.
Thank you!
O'Hagin, Inc. Construction Services Team
vent@ohagin.com

O'HAGIN
210 Classic Court, Suite 100 • Rohnert Park, CA 94928
Toll Free 877-324-0444 • Fax 707-588-9187

TOTAL VENTS SPECIFIED

6	12
6	6

TOTAL AVAILABLE LINEAR FOOTAGE TO VENT – 43'

ATTIC AREA	ATTIC SQUARE FEET	APPLICABLE CODES OR EXCEPTIONS	SQUARE INCHES OF VENT REQUIRED	OHAGIN RIDGE VENTS REG. (EXHAUST)	OHAGIN OFF-RIDGE VENTS REG. (INTAKE/INTAKE PROVIDED)	SQUARE INCHES OF VENT PROVIDED
AREA 1	800.00	1/200	410.00	4 HIGH	4 LOW	600.00
AREA 2	320.00	1/200	160.00	2 HIGH	2 LOW	240.00
TOTALS	1176.00	N/A	564.00	6 @ 60.00 S.I.	6 @ 64.80 S.I.	748.80

SCAN THE QR CODE FOR FREE PRE-CONSTRUCTION SERVICES OR SEND THE PROJECT ADDRESS AND ROOFING MATERIAL TO VENT@OHAGIN.COM

O'HAGIN UNIVERSITY

O'Hagin University gives you the knowledge to create the best attic ventilation solution.



SCAN THE QR CODE TO LEARN MORE.

CUSTOMER FEEDBACK

“When the WUI Code changed – eliminating combustible plastic vents – we were thrilled to discover O'Hagin's new Pitch Perfect vent. It is everything you expect from an O'Hagin. Superior design. Contractor-grade construction. Hassle free. It instantly became our go to ridge vent.”
– ROOFING CONTRACTOR

“I probably installed 10,000 plastic vents. After installing one O'Hagin Pitch Perfect vent, I'll never install a plastic vent again. This vent is just so much better.”
– ROOFING CONTRACTOR

“O'Hagin focuses on the details. You can tell they thoroughly tested this vent. It's a huge step forward in ventilation technology. A single metal vent that works on different roof pitches is exactly what we needed. Long overdue, but absolutely worth the wait. As always, O'Hagin does it right.”
– ROOFING CONTRACTOR



SCAN TO FIND A DISTRIBUTER NEAR YOU



MADE IN THE U.S.A.



SCAN FOR INSTALL VIDEOS

www.ohagin.com

210 Classic Court, Suite 100 • Rohnert Park, CA 94928
Toll Free 877-324-0444 • Fax 707-588-9187