


LOW PROFILE (TAPERED) ATTIC VENTS

For all types of Shingle, Shake and Slate Roofs



UPGRADES?



PATENTED DESIGN INSTALLS BELOW SOLAR PANELS



O'Hagin vents are manufactured and protected under one or more of the following patents (other U.S. and foreign patents are pending): D456,531; D457,234; D458,391; D458,392; D469,889; D479,885; D504,172; D512,774; D549,316; 6,050,039; 6,129,628; 6,354,051; 6,390,914; 6,447,390; 6,491,579; 9,011,221

NET FREE VENTILATION AREA

1/4" Wire Mesh	72.00 sq. in.
1/8" Wire Mesh	64.80 sq. in.

Figures based on independent evaluation reports.

FEATURES

- 26 Gauge G90 Galvanized Steel
- 20 Year Warranty
- 1/4" Noncombustible, Corrosion-Resistant Wire Mesh
- 4" Flange

METAL UPGRADE OPTIONS

- .032" Aluminum, 50 Year Warranty
- 16 oz. Copper, 50 Year Warranty

FINISH UPGRADE OPTIONS



CLIMATE-RESISTANT UPGRADE OPTIONS

Stainless Steel or 1/8" Noncombustible, Corrosion-Resistant Wire Mesh

Patented Stainless Steel Fine/Flexible Wire Filament

High Wind Diverter (Standard in Florida)

Z-Baffles (Snow Load)


Recommended in areas where Ice Barriers are required (IRC 905.1.2).

O'HAGIN VENTS EXCEED INDUSTRY PERFORMANCE STANDARDS




CLIMATE-RESISTANT ATTIC VENTS

FLAME • EMBER • SNOW • RAIN



TESTED to 140 mph wind-driven rain (category 4 hurricane).
PASSED: Wind-driven rain tested for 75 feet—five plus stories.



TESTED to meet the specific requirements of Chapter 7A of the California Building Code for flame and ember exposure.
PASSED: NO cotton ignition.

FIRE & ICE WEATHER & MASTER

Brands and Trademarks may vary by region.

LOCAL AND NATIONAL APPROVALS

O'Hagin is a recognized leader in attic ventilation testing and design.



For additional info visit ohagin.com

DO I LIVE IN A HIGH FIRE ZONE?



WILDFIRE RISK TO COMMUNITIES

www.ohagin.com

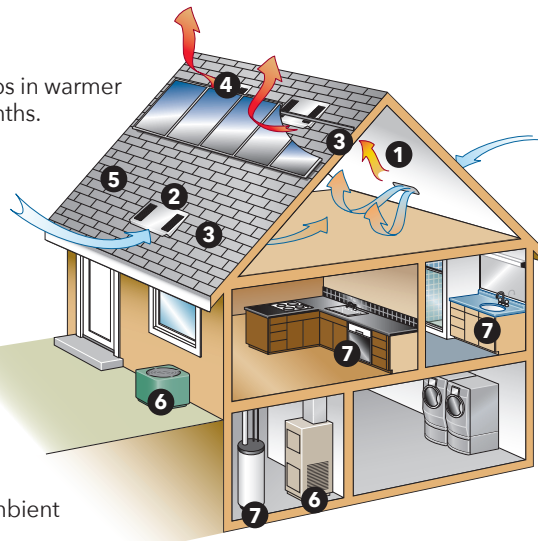
210 Classic Court, Suite 100 • Rohnert Park, CA 94928
Toll Free 877-324-0444 • Fax 707-588-9187

BENEFITS OF ATTIC VENTILATION

INSTALLING A CODE-REQUIRED BALANCED VENTILATION SYSTEM CREATES SUPERIOR AIR MOVEMENT

Benefits:

1. Extends the life of your roof by lowering temps in warmer months and removing moisture in cooler months.
2. Enhances curb appeal with shingle-over installation.
3. Secures maximum efficiency through a balanced design. (50% High/Exhaust and 50% Low/Intake)
4. Patented design installs below solar panels.
5. Shingle manufacturers warranties require compliance with attic ventilation codes such as the IRC & IBC.
6. Promotes a healthy home, reduces moisture and trapped gases to improve indoor air quality.
7. Conserves energy by naturally introducing ambient air into the attic while exhausting stagnant air.



HOW MANY ATTIC VENTS DO I NEED?



FREE VENT CALCULATOR



SCAN THE QR CODE FOR FREE VENT CALCULATIONS

O'HAGIN UNIVERSITY

O'Hagin University gives you the knowledge to create the best attic ventilation solution.



O'HAGIN UNIVERSITY TOOK THE GUESSWORK OUT OF ATTIC VENTILATION. ROOFING CONTRACTOR.



SCAN THE QR CODE TO LEARN MORE.

CUSTOMER FEEDBACK

“There is never time to do it right, but there's always time to do it over. Once we switched to O'Hagin, our callback rate fell through the floor. Installing the best product on the market really made a difference.”

– ROOFING CONTRACTOR

“Less is more except when it comes to \$\$\$ (money). We primarily install O'Hagin because it is easier, more efficient, produces fewer hassles and is ultimately much more profitable.”

– CONTRACTOR

“The right answers pay. Literally. We dramatically increased our sales by incorporating an O'Hagin Attic Ventilation Analysis with every proposal.”

– ROOFING CONTRACTOR

FREE PROFESSIONAL SERVICES

- Detailed roof plan with number and location of attic vents
- Code-compliant calculations and installation notes

O'HAGIN ATTIC VENTILATION ANALYSIS

DATE SUBMITTED:
PROJECT NUMBER:
PROJECT NAME:
LOCATION:

CODE APPLIED: International Residential Code, (2021); Chapter 8 Roof Ceiling Construction; 9006 Roof Ventilation (Page 8-45) & International Wildland Urban Interface Code (2024); Chapter 5 Special Building Construction Regulations, Section 504 & 505 Ignition-Resistant Construction (Page 30-32)

KEY RESOURCES:

Head the attic vent layout and calculations you requested!
We've created an easy to follow attic ventilation plan.
Some guidelines to keep in mind:

- Our work is only as good as the information provided – check with your local code official before starting any work – and use an industry professional to install all products.
- Use only O'Hagin Attic Ventilation Products for your project's attic ventilation requirements – O'Hagin Attic Vents are designed for use as both INTAKE and EXHAUST vents – using other types of attic ventilation products may result in an "unbalanced" ventilation system and the potential for a reduction in results.
- For specific information regarding high-fire danger or Wildland Urban Interface (WUI) zone, visit www.ventohagin.com
- For specific installation requirements, complete installation instructions, warranty information and more, visit our website at www.ventohagin.com

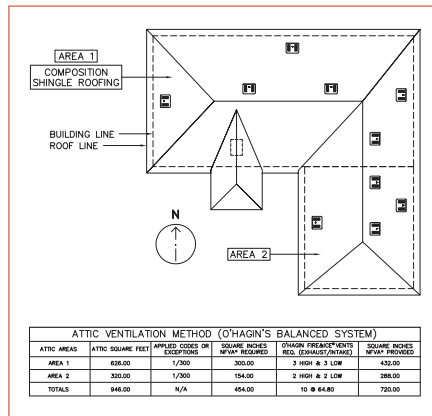
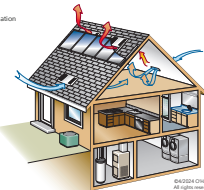
We value our thought partnership and take pride in being part of your project.

Thank you!

O'Hagin Pro Construction Services Team
vent@ohagin.com



210 Classic Court, Suite 100 • Rohnert Park, CA 94928
Toll Free 877-324-0444 • Fax 707-588-9187



SCAN THE QR CODE FOR FREE PRE-CONSTRUCTION SERVICES OR SEND THE PROJECT ADDRESS AND ROOFING MATERIAL TO VENT@OHAGIN.COM

WHERE DO I INSTALL THE VENTS?



SCAN TO FIND A DISTRIBUTER NEAR YOU



MADE IN THE U.S.A.



SCAN FOR EASY, STEP-BY-STEP DETAILED INSTALL VIDEOS

www.ohagin.com

210 Classic Court, Suite 100 • Rohnert Park, CA 94928
Toll Free 877-324-0444 • Fax 707-588-9187