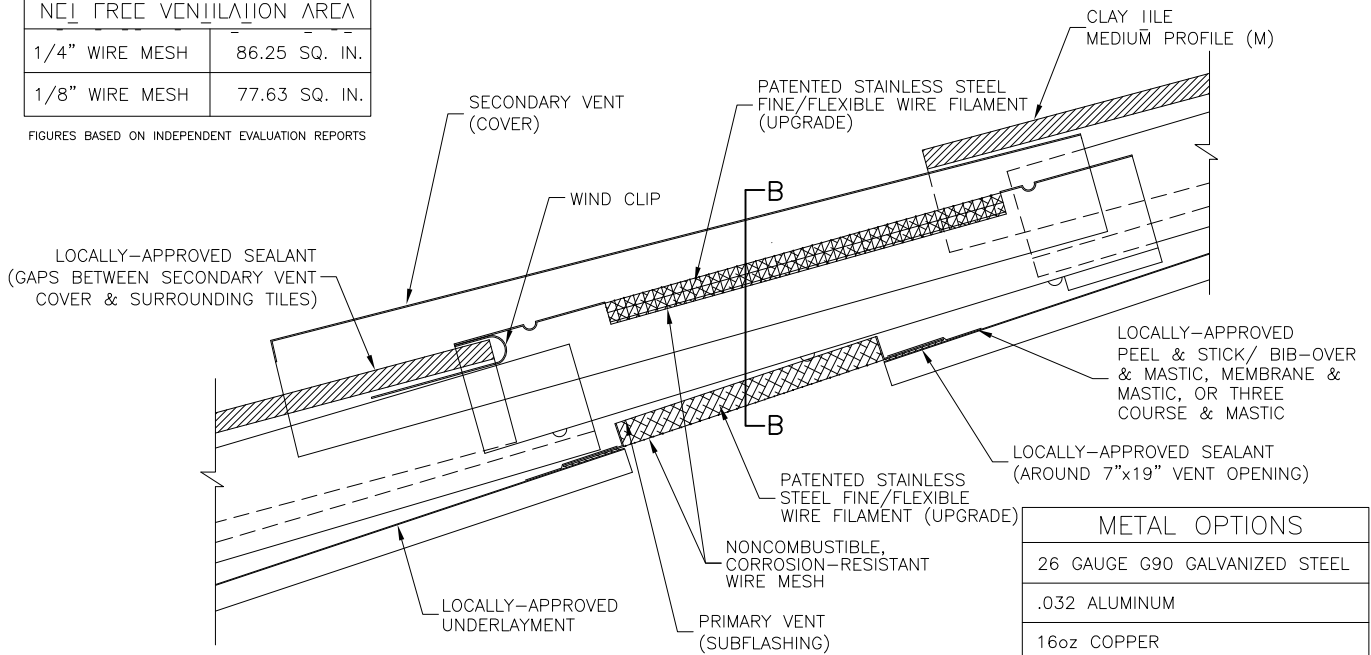


ELEVATIONS

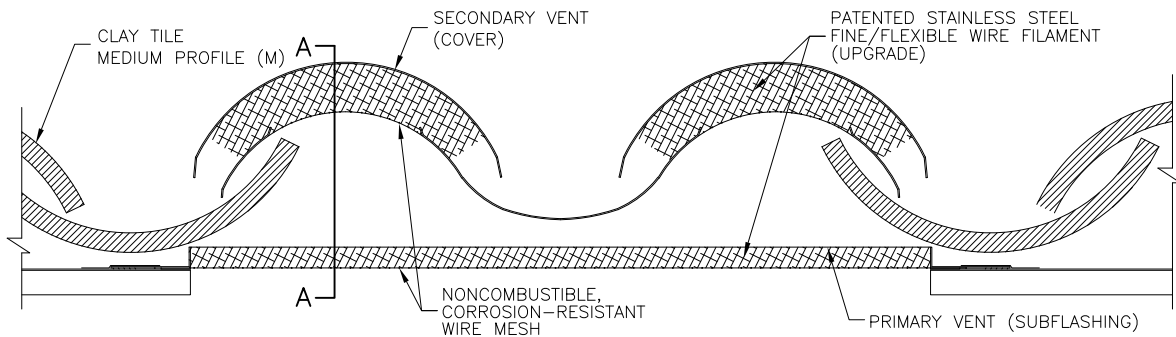
NET FREE VENTILATION AREA	
1/4" WIRE MESH	86.25 SQ. IN.
1/8" WIRE MESH	77.63 SQ. IN.

FIGURES BASED ON INDEPENDENT EVALUATION REPORTS



CLASS A MATERIALS SHOULD BE USED FOR BEST RESULTS.

SECTION A



SECTION B

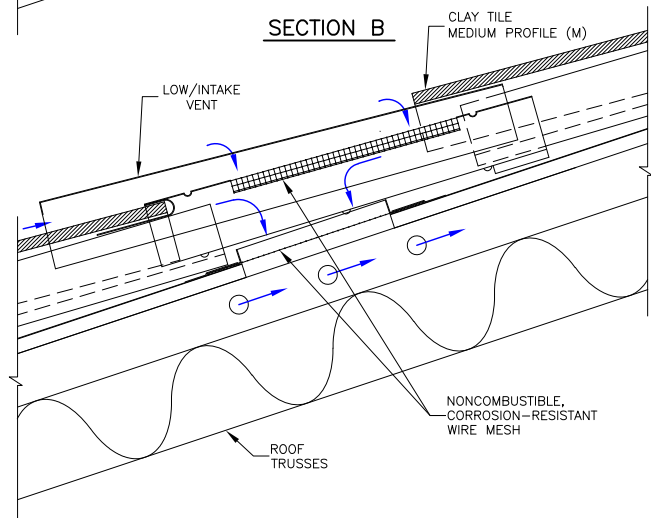
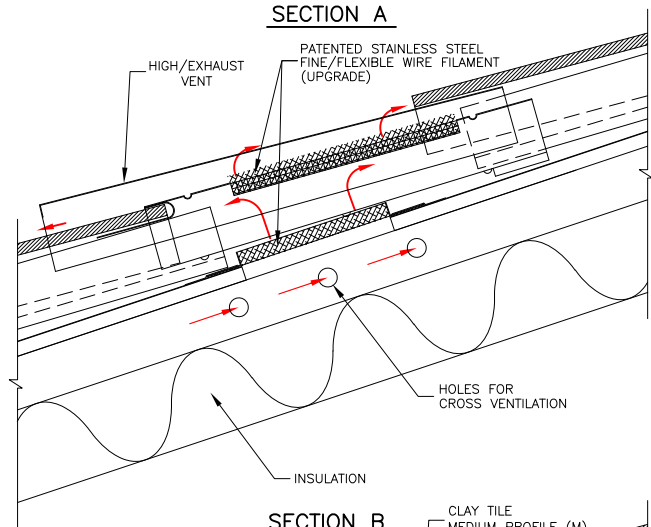
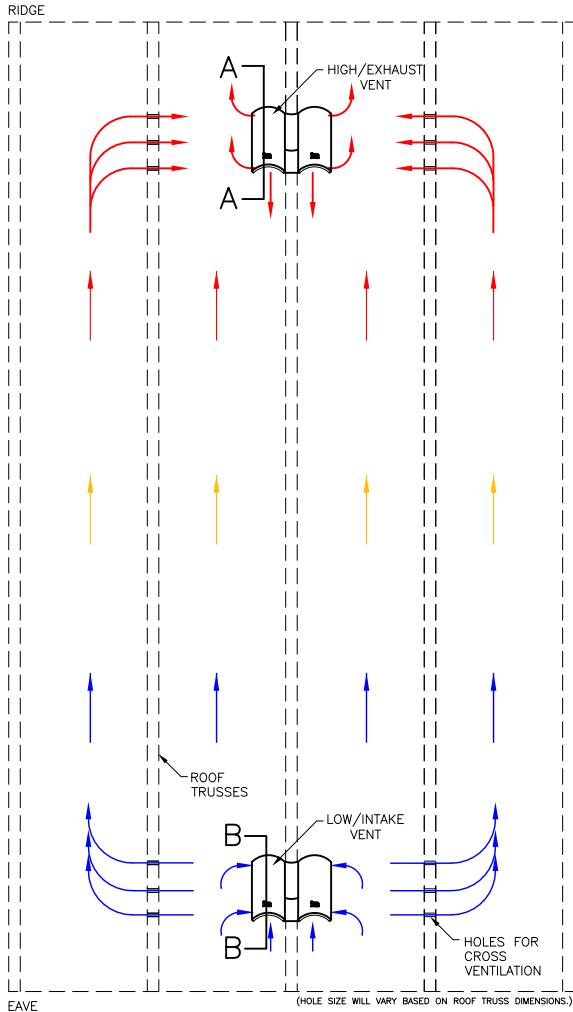
LOCAL AND NATIONAL APPROVALS
 O'hagin is a recognized leader in attic ventilation testing and design.

FOR ADDITIONAL INFORMATION VISIT O'HAGIN.COM

CLIMATE-RESISTANT SERIES
 Flame | Ember | Snow | Rain

MADE IN THE U.S.A.

210 Classic Court, Suite 100
 Rohnert Park, CA 94928
 Toll Free: (877) 324-0444
 Fax: (707) 588-9187
www.ohagin.com



O'HAGIN VENT LEGEND

O'HAGIN FIRE&ICE® MEDIUM PROFILE – "M" VENT
 CLAY TILE ROOF WITH 2" FLANGE, 1/8" NONCOMBUSTIBLE, CORROSION-RESISTANT WIRE MESH & PATENTED STAINLESS STEEL FINE/FLEXIBLE WIRE FILAMENT.
 77.63 SQUARE INCHES OF NFVA*
 MIAMI-DADE COUNTY PRODUCT CONTROL APPROVED. SEE NOA.



*NET FREE VENTILATION AREA	
1/4" WIRE MESH	86.25 SQ. IN.
1/8" WIRE MESH	77.63 SQ. IN.

FIGURES BASED ON INDEPENDENT EVALUATION REPORTS

O'HAGIN VENT VAULTED ROOF ASSEMBLY NOTES

FOR VAULTED/CATHEDRAL CEILING APPLICATION. CUT THE VENT OPENING DIRECTLY OVER THE ROOF RAFTER. DRILL THREE (3) HOLES IN THE UPPER PORTION OF THE ROOF RAFTER TO THE LEFT & RIGHT FOR CROSS VENTILATION THROUGH ALL CAVITIES. VENTS ARE INSTALLED LOW FOR INTAKE & HIGH FOR EXHAUST

DO NOT INSTALL O'HAGIN VENTS BELOW AREAS OF CONCENTRATED WATER RUNOFF – PARTICULARLY IF PARTIALLY UNDER, NEAR & ADJACENT TO SOLAR ARRAYS. PLACEMENT ASSUMES GUTTERS ARE INSTALLED AND ARE IN GOOD WORKING ORDER.

FOR INSTALLATION VIDEOS/INSTRUCTIONS, TECH. BULLETINS, PAINTING RECOMMENDATIONS, WARRANTY AND MORE INFORMATION PLEASE VISIT O'HAGIN'S WEBSITE AT WWW.OHAGIN.COM.

O'HAGIN VENTS ARE DESIGNED TO BE PART OF A COMPLETE ROOFING SYSTEM. FAILURE TO PROPERLY INSTALL ALL COMPONENTS WILL NEGATIVELY IMPACT OVERALL PERFORMANCE AND WILL VOID WARRANTY PROTECTIONS.