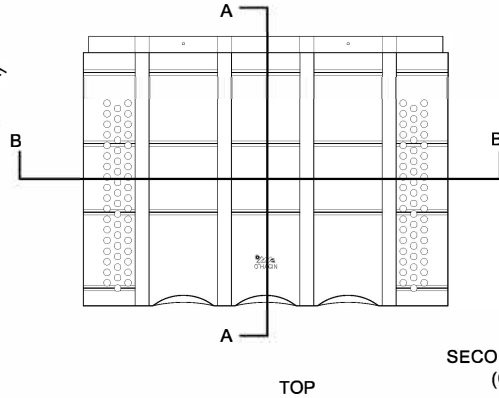


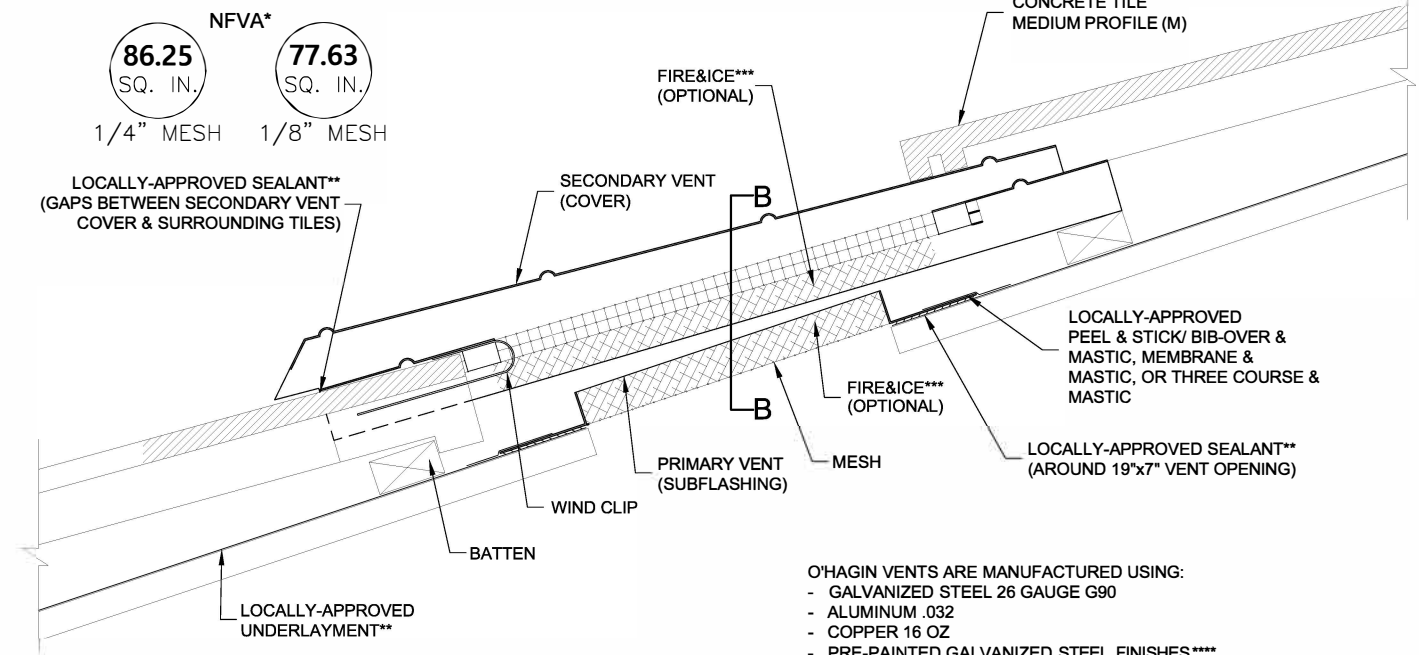
PRIMARY VENT (SUB FLASHING)



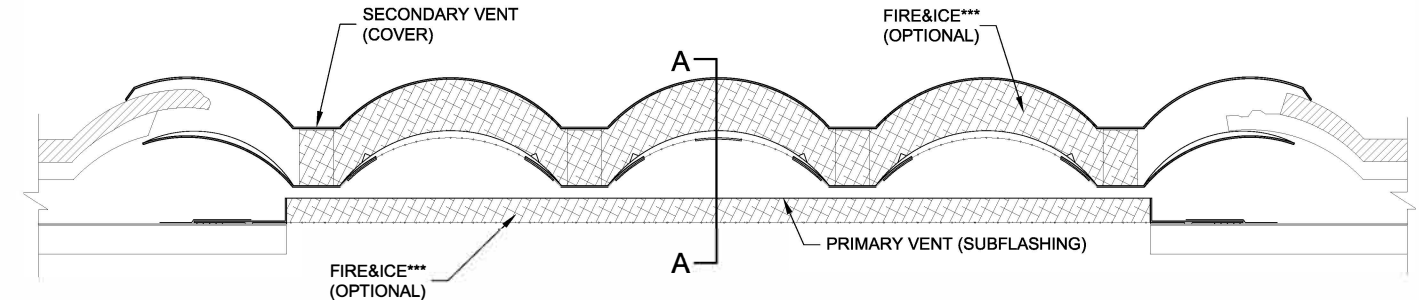
SECONDARY VENT (COVER)

BOTTOM

ELEVATIONS



SECTION A



SECTION B

* NET FREE VENTILATION AREA FIGURES BASED ON INDEPENDENT EVALUATION REPORTS.
 ** CLASS A IN WILDLAND URBAN INTERFACE WUI AREAS.
 *** FLAME, FIREBRAND (EMBER), RAIN & SNOW RESISTANT REQUIRED FOR (WUI) AREAS.
 **** COLORS MAY VARY BETWEEN LOTS, SUBJECT TO INCREASED LEAD TIMES BASED ON AVAILABILITY.

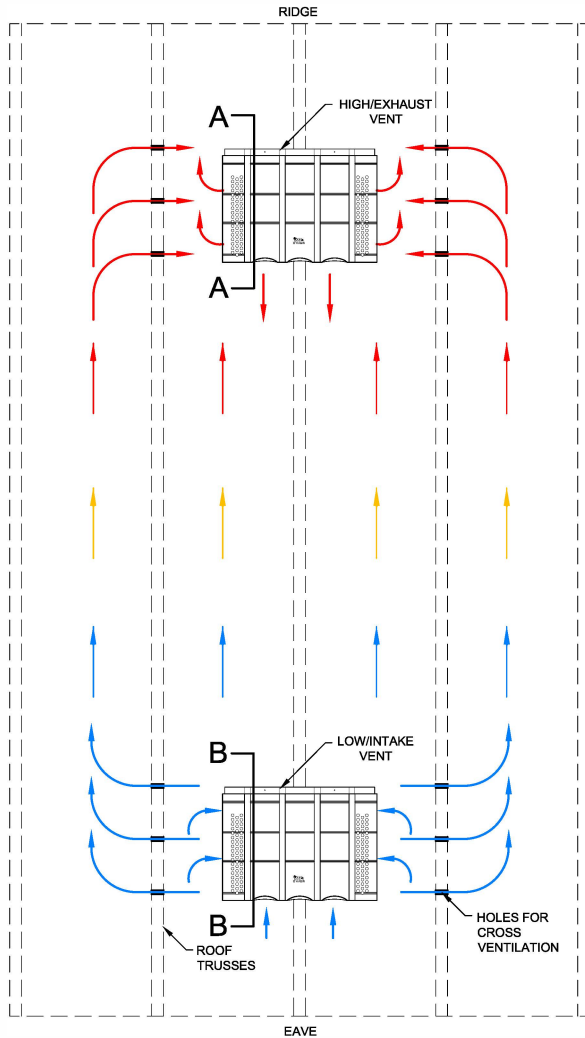


LOCAL & NATIONAL APPROVALS

O'Hagin is a recognized leader in attic ventilation testing and design.




210 Classic Court, Suite 100
 Rohnert Park, CA 94928
Toll Free 877-324-0444
Fax 707-588-918
www.ohagin.com



O'HAGIN VENT LEGEND

O'HAGIN STANDARD*
CONCRETE TILE MEDIUM PROFILE – "M"
86.25 SQUARE INCHES OF NFVA**



*INDEPENDENT LABORATORY TESTED TO RESIST THE INTRUSION OF WIND-DRIVEN RAIN & SNOW (MIAMI-DADE COUNTY PRODUCT CONTROL APPROVED) SEE NOA.

**NET FREE VENTILATION AREA
(FIGURES BASED ON INDEPENDENT EVALUATION REPORTS)

O'HAGIN VENT VAULTED ROOF ASSEMBLY NOTES

FOR VAULTED/CATHEDRAL CEILING APPLICATION. CUT THE VENT OPENING DIRECTLY OVER THE ROOF RAFTER. DRILL THREE (3) HOLES IN THE UPPER PORTION OF THE ROOF RAFTER TO THE LEFT & RIGHT FOR CROSS VENTILATION THROUGH ALL CAVITIES. VENTS ARE INSTALLED LOW FOR INTAKE & HIGH FOR EXHAUST

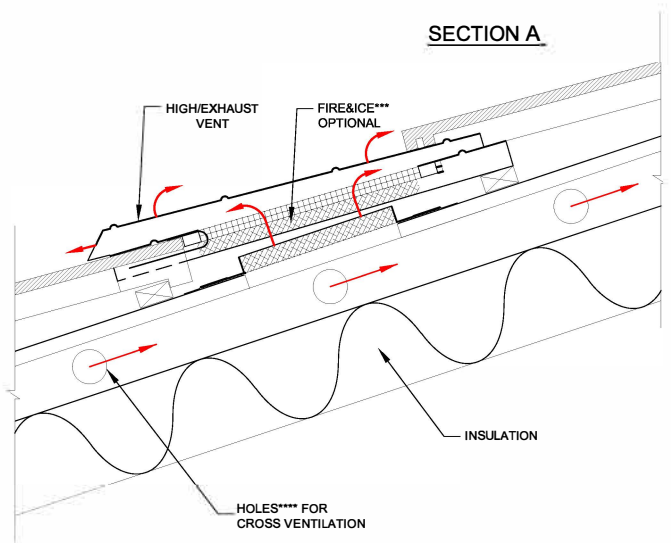
DO NOT INSTALL O'HAGIN VENTS BELOW AREAS OF CONCENTRATED WATER RUNOFF – PARTICULARLY IF PARTIALLY UNDER, NEAR & ADJACENT TO SOLAR ARRAYS. PLACEMENT ASSUMES GUTTERS ARE INSTALLED AND ARE IN GOOD WORKING ORDER.

FOR INSTALLATION VIDEOS/INSTRUCTIONS, TECH. BULLETINS, PAINTING RECOMMENDATIONS, WARRANTY AND MORE INFORMATION PLEASE VISIT O'HAGIN'S WEBSITE AT WWW.OHAGIN.COM.

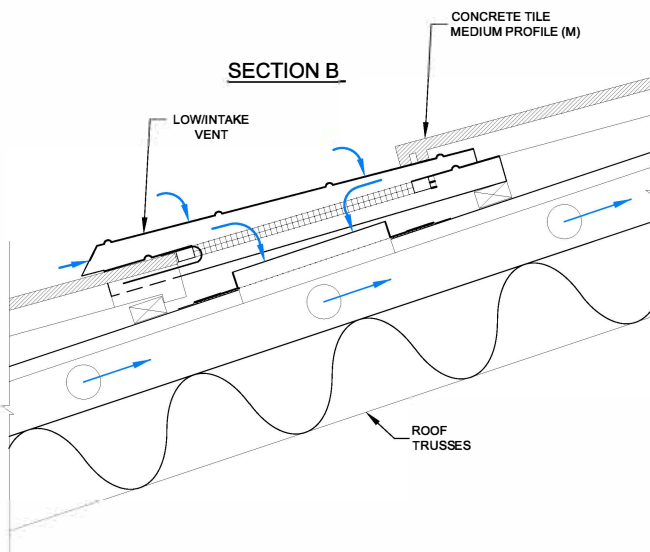
FOR HIGH WIND AREAS (70–110 MPH) OR WILDLAND URBAN INTERFACE (WUI) APPLICATIONS, PLEASE CONTACT. O'HAGIN TOLL FREE O'HAGIN TOLL FREE AT 877/324-0444

O'HAGIN VENTS ARE DESIGNED TO BE PART OF A COMPLETE ROOFING SYSTEM. FAILURE TO PROPERLY INSTALL ALL COMPONENTS WILL NEGATIVELY IMPACT OVERALL PERFORMANCE AND WILL VOID WARRANTY PROTECTIONS.

SECTION A



SECTION B



NFVA**

86.25
SQ. IN.

77.63
SQ. IN.

1/4" MESH

1/8" MESH

** NET FREE VENTILATION AREA FIGURES BASED ON INDEPENDENT EVALUATION REPORTS.

*** FLAME, FIREBRAND (EMBER), RAIN & SNOW RESISTANT REQUIRED FOR (WUI) AREAS.

**** HOLE SIZE WILL VARY BASED ON ROOF TRUSS DIMENSIONS.



LOCAL & NATIONAL APPROVALS

O'Hagin is a recognized leader in attic ventilation testing and design.



210 Classic Court, Suite 100
Rohnert Park, CA 94928
Toll Free 877-324-0444
Fax 707-588-918

www.ohagin.com

©2022 O'Hagin, All Rights Reserved